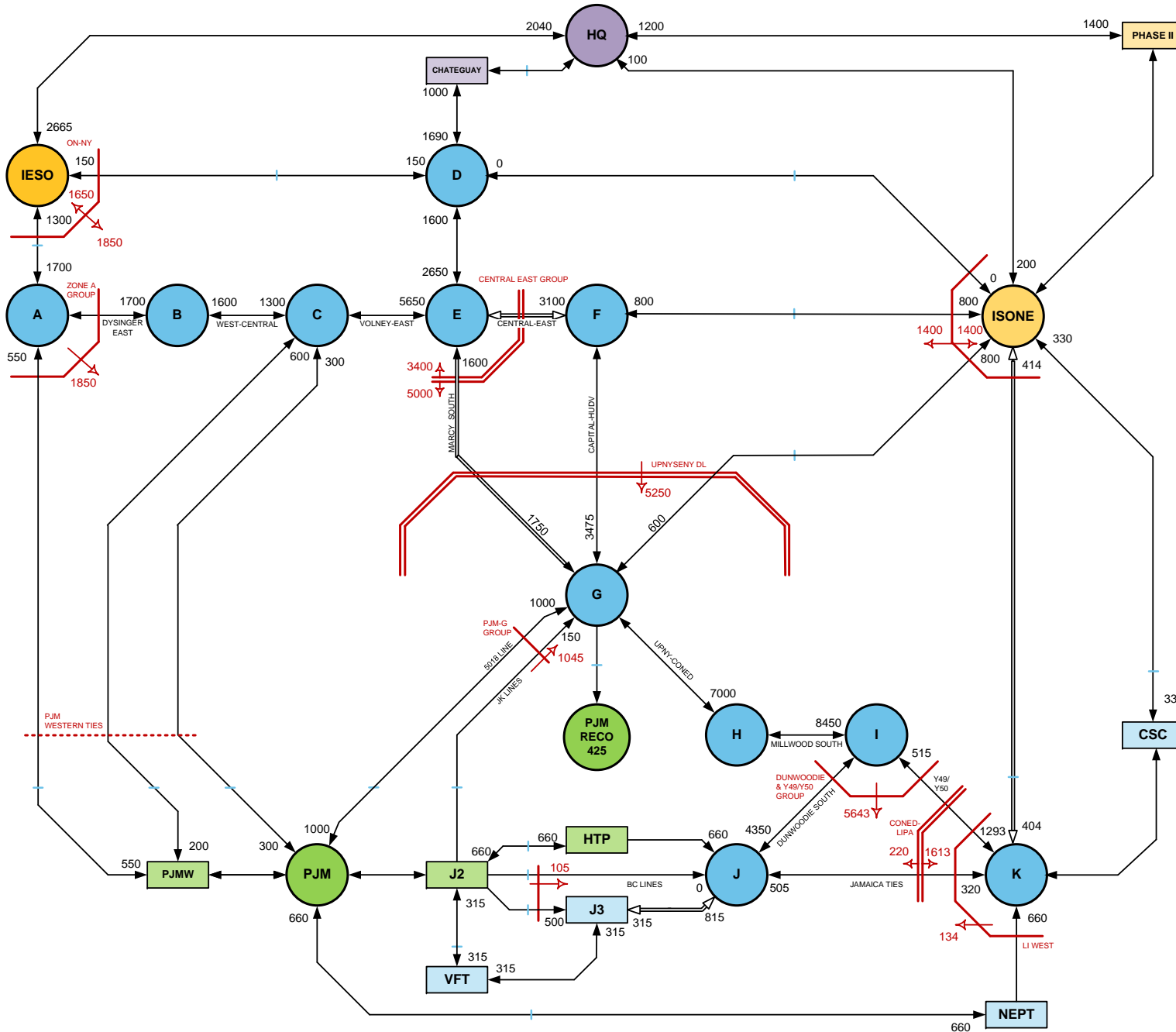


Draft Topology for 2020 RNA Base Case: Study Year 2021



Notes

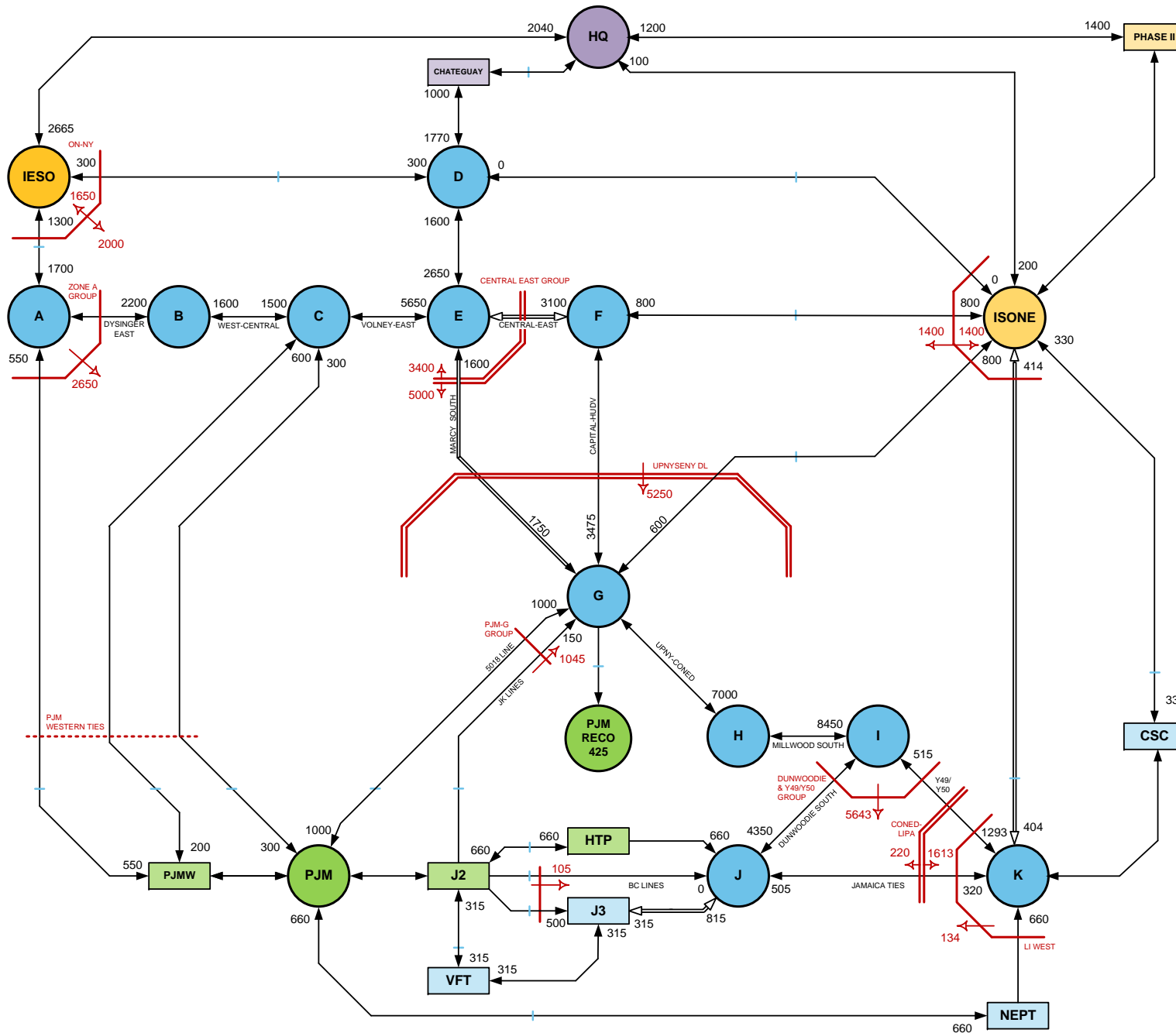
1. PJM to NY emergency assistance (EA) assumption for calculating the PJM-NY Western ties, PJM-G Group, and ABC Line Group flow distribution limit: 1500MW
2. NYCA EA simultaneous import limit: 3,500 MW
3. External areas representation based upon information received from the NPCC CP-8 WG

Legend

- ↔ Interface
 - Unidirectional Interface
 - ↔ Interface w/ Dynamic Ratings
 - Interface Group
 - == Interface Group w/ Dynamic Ratings
 - Monitoring Interface Group
 - - - NYCA EA Interface Group Marker
 - xx "Dummy Bubble" i.e. no load
- NOTE: An interface is considered to not have a MW limitation if no number is specified

For Discussions at the June 19, 2020 ESPWG/TPAS

Draft Topology for 2020 RNA Base Case: Study Years 2022-2023



Notes

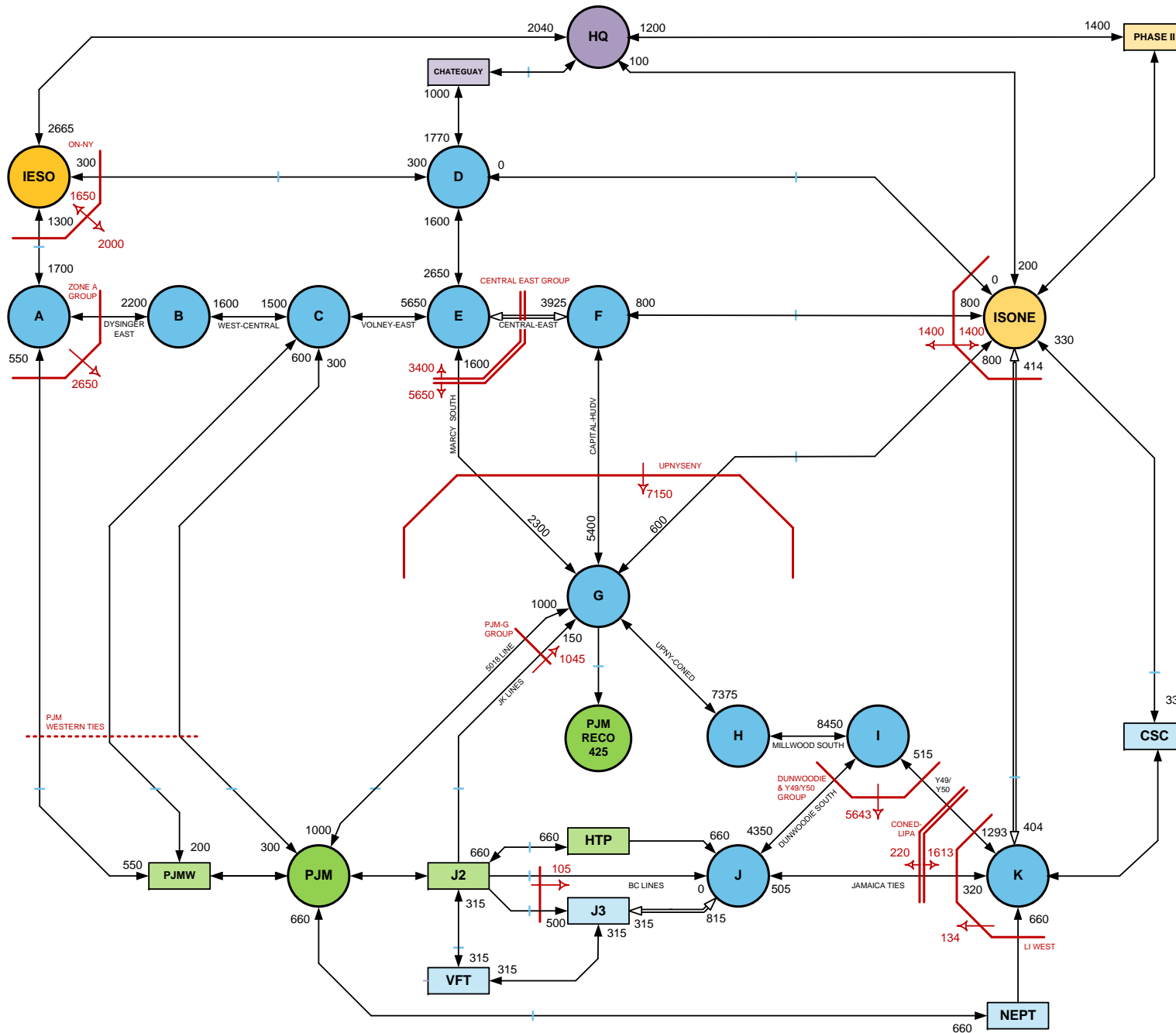
1. PJM to NY emergency assistance (EA) assumption for calculating the PJM-NY Western ties, PJM-G Group, and ABC Line Group flow distribution limit: 1500MW
2. NYCA EA simultaneous import limit: 3,500 MW
3. External areas representation based upon information received from the NPCC CP-8 WG

Legend

- Interface
 - Unidirectional Interface
 - Interface w/ Dynamic Ratings
 - Interface Group
 - Interface Group w/ Dynamic Ratings
 - Monitoring Interface Group
 - NYCA EA Interface Group Marker
 - xx "Dummy Bubble" i.e. no load
- NOTE: An interface is considered to not have a MW limitation if no number is specified

For Discussions at the June 19, 2020 ESPWG/TPAS

Draft Topology for 2020 RNA Base Case: Study Years 2024-2030



Notes

1. PJM to NY emergency assistance (EA) assumption for calculating the PJM-NY Western ties, PJM-G Group, and ABC Line Group flow distribution limit: 1500MW
2. NYCA EA simultaneous import limit: 3,500 MW
3. External areas representation based upon information received from the NPCC CP-8 WG

Legend

- Interface
 - Unidirectional Interface
 - Interface w/ Dynamic Ratings
 - Interface Group
 - Interface Group w/ Dynamic Ratings
 - Monitoring Interface Group
 - NYCA EA Interface Group Marker
 - "Dummy Bubble" i.e. no load
- NOTE: An interface is considered to not have a MW limitation if no number is specified

For Discussions Only at the June 19, 2020 ESPWG/TPAS

Draft Topology for 2020 RNA Base Case: Study Years 2021-2023 Dynamic Limits and Groupings Information

Interface Group	Limit	Flow Equation
LI_WEST	134	$(K \text{ to } I\&J) - 0.13*(K_NEPT)$

Central East Voltage Limits, Oswego Complex Units

Depends On:	9MILP1, 9MILP2, FPNUC1, STHIND, OS05, OS06			
Units Available	E_to_F		E_to_FG	
	Fwd	Rev	Fwd	Rev
6	3100	1999	5000	3400
5	3050	1999	4925	3400
4	2990	1999	4840	3400
3	2885	1999	4685	3400
2	2770	1999	4510	3400
Otherwise	2645	1999	4310	3400

Staten Island Import Limits, AK and Linden CoGen Units

Unit Availability				J_to_J3	
AK02	AK03	LINCOG1	LINCOG2	Fwd	Rev
A	A	A	A	315	200
U	A	A	A	315	500
A	U	A	A	315	700
A	A	U	A	315	500
A	A	A	U	315	500
Otherwise				315	815

Depends On:	NPRTS1-4	
Units Available	LI_NE	
	Norwalk to K	K to Norwalk
4	260	414
Otherwise	404	414

Depends On:	Barrett1 and 2	
Units Available	ConEd-LIPA	
	IJ to K	K to IJ
2	1613	220
1	1613	200
0	1613	130

Voltage Limited Interfaces

Central East MARS
Central East Group
UPNY-ConEd

PJM-NY JOA Flow Distribution (Jan 31, 2017 filing)	RECO Load Deliveries	PJM-NY Emergency Assistance
PJM-NY Western Ties	20%	46%
5018 Line	80%	32%
JK Lines	0%	15%
A Line	0%	7%
BC Lines	0%	0%

US DL Limit (MW)	Units Available		
	CPV	Cricket	Athens
5250	2	3	3
5100	2	3	2
5350	1	3	3
5200	2	2	3
5150	2	1	3
5250	1	1	3
5100	2	0	3
5350	All Other Conditions		

E_TO_G DL Limit (MW)	Units Available
	CPV
1750	2
2000	1
2250	0

For Discussions Only at the June 19, 2020 ESPWG/TPAS

Draft Topology for 2020 RNA Base Case: Study Years 2024-2030 Dynamic Limits and Groupings Information

Interface Group	Limit	Flow Equation
LI_WEST	134	$(K \text{ to } I\&J) - 0.13*(K_NEPT)$

Central East Voltage Limits, Oswego Complex Units

Depends On:	9MILP1, 9MILP2, FPNUC1, STHIND, OS05, OS06			
Units Available	E_to_F		E_to_FG	
	Fwd	Rev	Fwd	Rev
6	3925	1999	5650	3400
5	3875	1999	5575	3400
4	3815	1999	5490	3400
3	3710	1999	5335	3400
2	3595	1999	5160	3400
Otherwise	3470	1999	4960	3400

Staten Island Import Limits, AK and Linden CoGen Units

Unit Availability				J_to_J3	
AK02	AK03	LINCOG1	LINCOG2	Fwd	Rev
A	A	A	A	315	200
U	A	A	A	315	500
A	U	A	A	315	700
A	A	U	A	315	500
A	A	A	U	315	500
Otherwise				315	815

Depends On:	NPRTS1-4	
Units Available	LI_NE	
	Norwalk to K	K to Norwalk
4	260	414
Otherwise	404	414

Depends On:	Barrett1 and 2	
Units Available	ConEd-LIPA	
	IJ to K	K to IJ
2	1613	220
1	1613	200
0	1613	130

Voltage Limited Interfaces

Central East MARS
Central East Group
UPNY-ConEd

PJM-NY JOA Flow Distribution (Jan 31, 2017 filing)	RECO Load Deliveries	PJM-NY Emergency Assistance
PJM-NY Western Ties	20%	46%
5018 Line	80%	32%
JK Lines	0%	15%
A Line	0%	7%
BC Lines	0%	0%

For Discussions Only at the June 19, 2020 ESPWG/TPAS